



## How to set up an NHS login to register for MyWay Diabetes using your Linkage Key and codes.

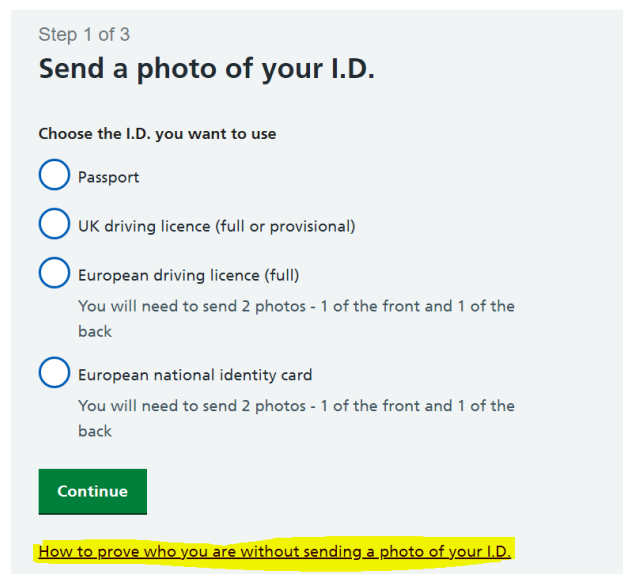
1. Get your Linkage Key and codes from your "Patient Online Services - registration letter".
2. Visit <https://patientaccess.mydiabetes.com/>
3. Click on "Register" as shown below



4. Click to "Register using NHS login". This will then take you to the site to set up an NHS login. Please follow the instructions on the screen.



5. When you are asked to verify your identity, you can use your Linkage key and codes instead. Please click on the "How to prove who you are without sending a photo of your I.D." link (highlighted in yellow below):



6. Please select “Yes - I use online services”:

## Prove who you are without sending a photo of your ID

We will ask you 1 or 2 questions about other health services you use. We will use this information to tell you how you can prove who you are.

This is only available if your GP is in England.

### Do you use your GP surgery's online services?

Online services include booking appointments, ordering repeat prescriptions and seeing your GP record.

- Yes - I use online services
- No - I do not use online services
- I don't know

Continue

## Do you have the following 3 registration details for the online services you use?

- Linkage Key (could be called Passphrase)
- O.D.S. Code (could be called Organisation Code or Practice I.D.)
- Account I.D.

You might have been given these details when you registered.

- Yes - I have all 3 details
- No - I do not have all 3 details
- I don't know

Continue

7. Followed by “Yes – I have all 3 details”:

## Enter your registration details

Enter the details exactly as they are written.

Linkage Key (could be called a Passphrase)

O.D.S. Code (could be called an Organisation Code or Practice I.D.)

Account I.D.

Continue

8. You can then enter the codes as in your registration letter email: